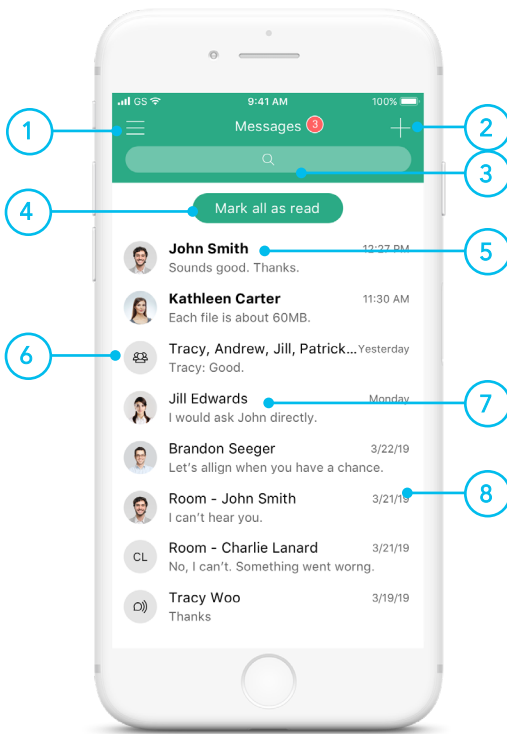


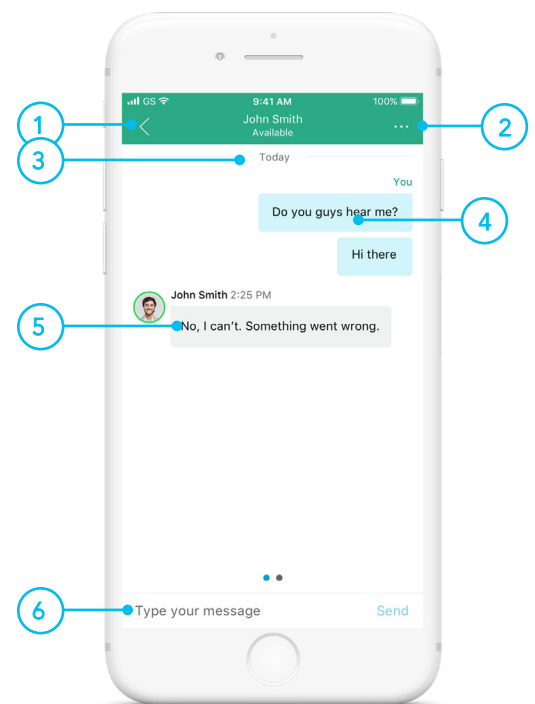
## Messages



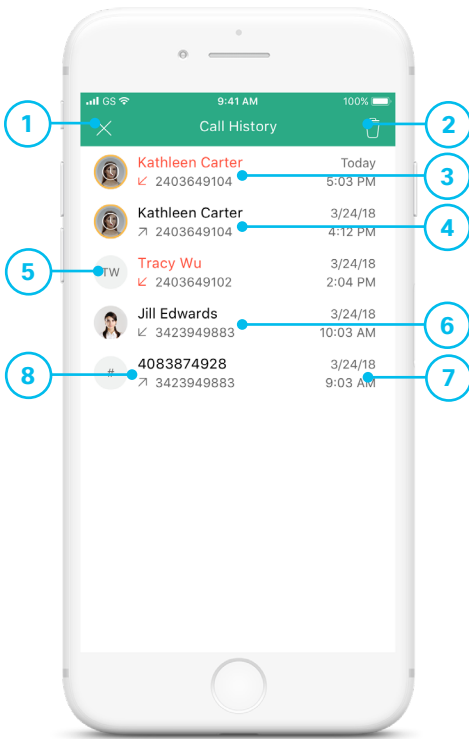
- 1 Open side menu
- 2 New message
- 3 Search for messages
- 4 Mark all as read
- 5 Unread message
- 6 Group message
- 7 Read message
- 8 Date/time stamp

## Chat Thread

- 1 Tap to return to the previous screen
- 2 More menu to call, call room, view profile..etc
- 3 Date stamp
- 4 Outgoing message
- 5 Incoming message
- 6 Input field



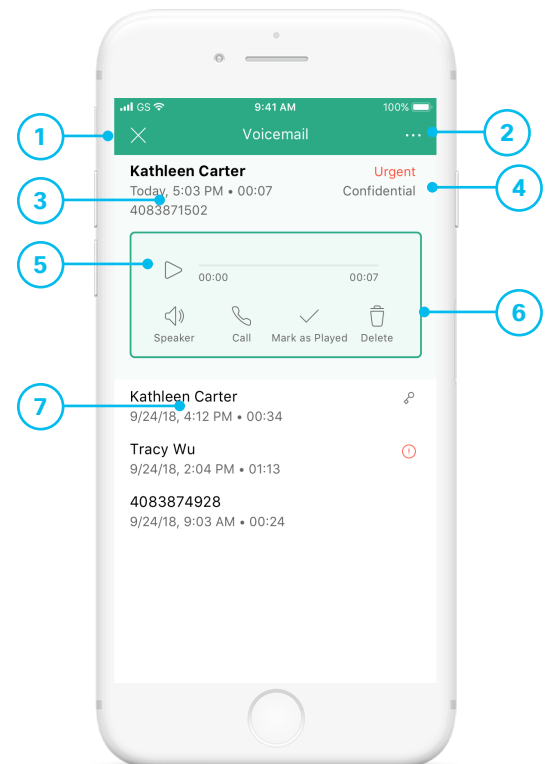
## Call History



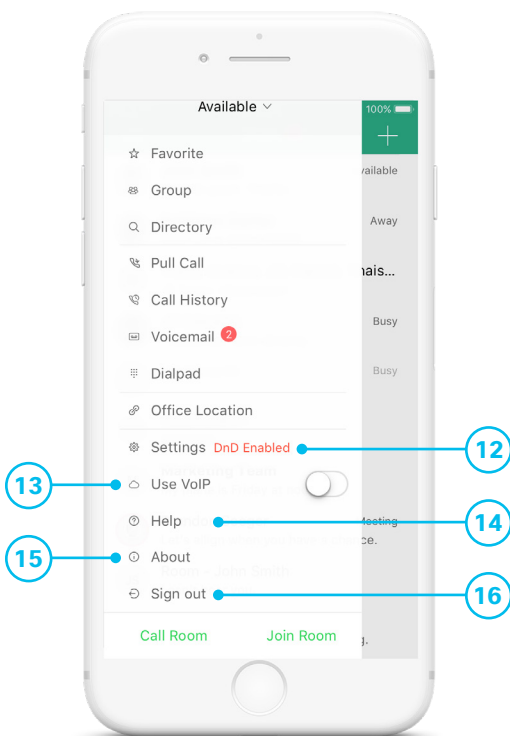
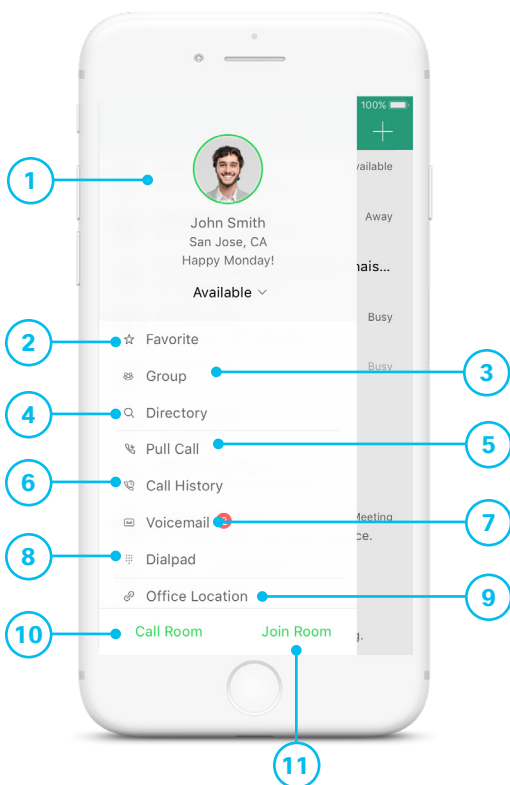
- 1 Tap to open the application menu
- 2 Delete all
- 3 Missed call
- 4 Placed call
- 5 Jump to profile
- 6 Received call
- 7 Time/date of call
- 8 Call from unknown contact

## Voicemail

- 1 Tap to close the Voicemail
- 2 More actions: Call Voicemail, View Voicemail Settings
- 3 New Voicemail with date, time, duration and phone number
- 4 Urgent and confidential
- 5 Play/Pause
- 6 Speaker, call, mark as new, delete
- 7 Played Voicemail

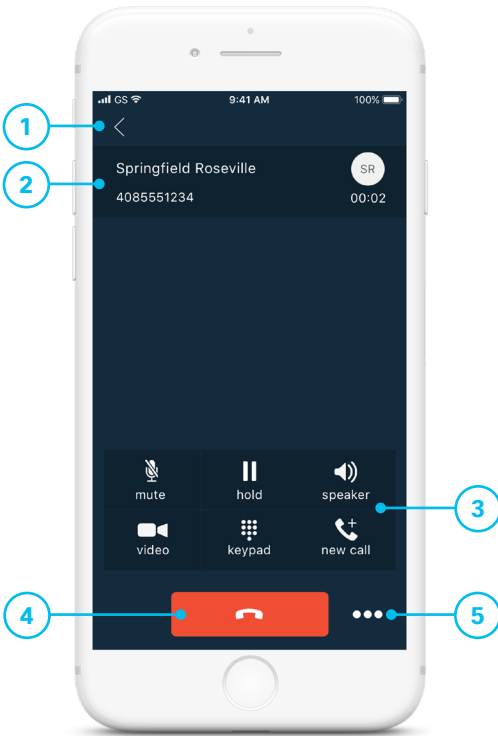


## Application Menu



- 1 My profile
- 2 Favorite contacts
- 3 Group of contacts
- 4 Search for directory
- 5 Pull ongoing calls from other devices
- 6 Settings (Do Not Disturb is turned on)
- 7 Visual Voicemail
- 8 Call any number from Dialpad (Long press on '1' on the numeric pad calls your voicemail)
- 9 Weblink
- 10 Call My Room
- 11 Join My Room
- 12 Settings (Do Not Disturb is turned on)
- 13 Use VoIP
- 14 Help (learn how to use the app)
- 15 About (find more information in About for the client version, license, and legal notices)
- 16 Sign out of the app

### In Call



- 1 Tap back to return the previous screen
- 2 Name, number
- 3 Call control actions:
  - Mute/unmute
  - Hold/resume
  - Audio source: Speaker/Bluetooth/Headset
  - Keypad (DTMF entry)
  - Video
  - New call
- 4 Hang up
- 5 More:
  - Transfer
  - Conference
  - Transfer to mobile

### Contact Profile

- 1 Tap to return to the previous screen
- 2 Profile picture
- 3 Name
- 4 Chat
- 5 Call to this person's primary number
- 6 Call with video

