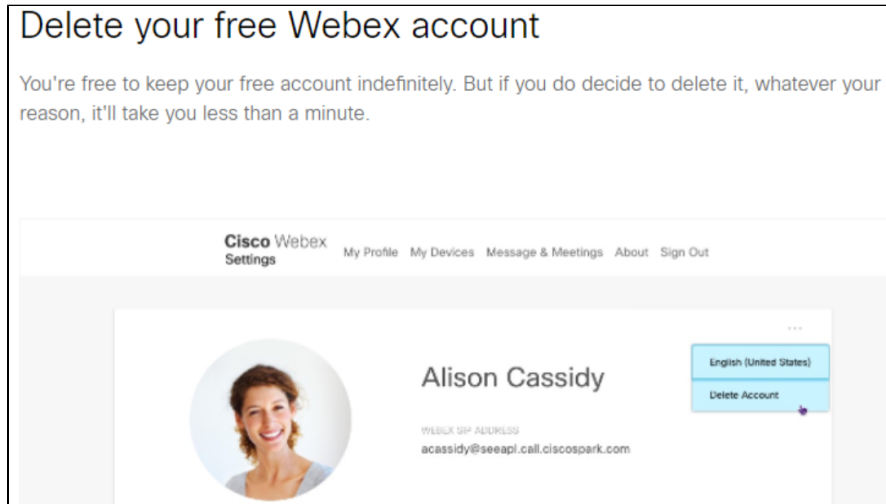


Non UC One end users - Webex U Flow End user Log in

This page is for Platform B, C, D, F & G Customers ONLY

If you have never used the UC One Application Before please follow the below Steps. You must add UCOne/Communicator to be able to use Webex Calling. This is an additional feature. Please see your CRM if you need paperwork and pricing.

*** If you already had a Webex account and used your company email address to open it, you must delete the old account first before proceeding below. For instructions on how to delete your other account [click here](#)



Step 1:

You will be required to add your company email address and verify it before using Evolve Anywhere with Webex. To set up your company email address for webex [click here!](#)

The above link will direct you to the email verification page. On this Page please enter your **OSSmosis User ID, This Must include "@voip.evolveip.net" and your application password.**

If you do not have your application password, please see your company admin to reset it. This can be done via the application reset instructions provided here.

[application password link here.](#)

Step 2:

now that you have your Ossmosis User ID, you will need to enter it here.

Sample User ID Scenarios

Direct Dial Users USER ID: [5557779900@voip.evolveip.net](#)

Extension Only Users USER ID: [5557779900.5676@voip.evolveip.net](#)

Always remember to add [@voip.evolveip.net](#) after you enter your user ID



Enter your username ⓘ

5557779900.9999@voip.evolveip.net

.....|

Submit

webex by **cisco** By using Webex, you accept the [Terms of Service](#), [Privacy Statement](#), Notices & Disclaimers. Learn more [about Webex](#)

Step 3:

Once you enter your Ossmosis User ID you will be redirected to enter your company email



Hello **6102637973@voip.evolveip.net**

To secure your Webex account, we will need to verify an email address. Please enter the email you would like to use as your Webex User ID. We will then send you a verification email with instructions on how to proceed.

Email is required

Submit



Hello 6102637973@voip.evolveip.net

To secure your Webex account, we will need to verify an email address. Please enter the email you would like to use as your Webex User ID. We will then send you a verification email with instructions on how to proceed.

Submit

webex by **cisco** By using Webex, you accept the [Terms of Service](#), [Privacy Statement](#), Notices & Disclaimers. Learn more [about Webex](#)

Step 4:

Once you enter your email address you will receive an email from no_reply@webex.com

Here you can click on Join now where you will get email and user ID Validation.

[EXT] eip-0000000096 has invited you to join the Evolve IP service



no_reply@webex.com

To ymatos+8@evolveip.net



Your calling service just got an upgrade

Welcome to Evolve IP

You're invited! Your team can now use Evolve IP to communicate and collaborate in one place, from anywhere, with a seamless calling, messaging and meeting experience.

Ready to join them?

[Join now](#)

The Evolve IP Team

Need help? [Contact us.](#)

Step 5:

Once you verify both you can sign into your downloaded Webex application.



✓ Email Validated

✓ Provisioned

Congratulations. Your email address has been verified.


webex by **cisco** By using Webex, you accept the [Terms of Service](#), [Privacy Statement](#), Notices & Disclaimers. Learn more [about Webex](#)

Step 6:

If you have not downloaded Webex before the email verification, you will need to download it now. If you do not have admin access to your PC please contact your IT administrator.





Webex


 Download for Windows (64 bit)

Also available here:



 Download for macOS (Intel chip)

 Download for macOS (M1 chip)

 Download for Windows (32 bit)

Step 7:

After confirming download enter your company email address. Since you have already verified the email you will be prompted for your OSSmosis User ID and application password after.



Sign in

Start by entering your email address

ymatos+9@evolveip.net|



Next

Step 8:

Enter your OSSmosis User ID and application password



Enter your username ⓘ

6102637973@voip.evolveip.net

.....

Submit

webex by **cisco** By using Webex, you accept the [Terms of Service](#), [Privacy Statement](#), Notices & Disclaimers. Learn more [about Webex](#)

Step 9:

You are now signed in to your Evolve Anywhere with Webex application!!!

