

Worry Free - Notifications and Reports

In This Article

- Notifications
- Reporting
- Inventory & Status Reports
- Getting Help

Notifications

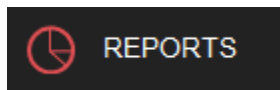
Administration > Notifications

Configure Worry Free to send email messages for **Action Required** and **Warning** events. If needed, you can customize the messaging in your alerts and warnings along with the ability to set thresholds for the warning events. All emails are sent out in plain text from the Trend Micro email servers using a from address of WFBS-SVC@TrendMicro.com.

TIP

At the top of the Notifications configuration page is a link to an online help page that defines the variables (Trend calls them tokens) that can be used in your emails. Pay close attention to the **Alert Type** column. The variables listed can only work in those types of alerts.

Reporting



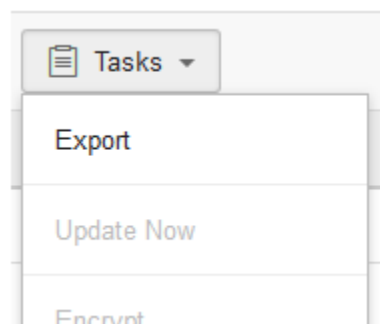
In the **Reports** section, you can create & schedule (weekly & monthly) PDF reports to view summaries and details about detected threats. Reports also include rankings to identify the most vulnerable endpoints.

Inventory & Status Reports

You cannot create an inventory/status report from the **Reports** section of the Worry Free management console.

However, there is a manual workaround for creating an inventory/status report, which is to export a CSV file in the **Security Agents** section.

- Go to the **Security Agents** section and click on **All Security Agents**.
- Click the **Gear icon** on the far right-hand side to show/hide the columns you wish to include your CSV export.
- After you have configured your view of the endpoints, select the **Tasks** menu, and then click on **Export**.
- A CSV file will get generated that you can download to your local computer.



NOTE

You can export any view of your endpoints (Manual Groups, Domain OUs, or Filters).

Getting Help


The Worry Free management console has a very robust online help system. For detailed information and step-by-step instructions, you should reference the online help system. If you are new to Worry Free, check out the [How-To Videos](#) provided by Trend Micro.





TIP

If you're not signed in to the Worry Free management console, the complete Trend Micro Worry Free Services online help can be referenced in the [Trend Micro Online Help Center](#).

If you need further assistance, please submit a ticket via the [Evolve IP Support Page](#), or use the information listed in the Worry Free Technical Support page.

 09:26 UTC-04:00

 Evolve IP - Demo



How-to Videos

Online Help

Knowledge Base

Technical Support

Get Started

What's New

About