

# Call Blocking

## Scenario(s):

**User Level:** How to Block Phone Numbers in Microsoft Teams (Block Callers/no caller ID)

**Group/Location:** How to Block Calls for all end-users from a Group Admin Level via OSSmosis Portal

## Solution:

For **User Level:** Use Microsoft Teams to Block Caller/no Caller ID guide and instructions provided in this guide

For **Group/Location:** Group Administrators can utilize [OSSmosis: Blocked Numbers](#) guide to blocking numbers for your location/group OR All Locations

## User Level Call Blocking

<https://support.office.com/en-us/article/manage-your-call-settings-in-teams-456cb611-3477-496f-b31a-6ab752a7595f>

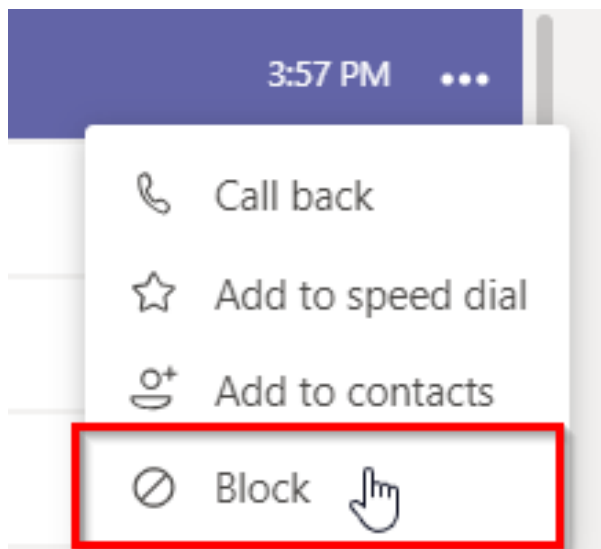
### Manage blocked numbers

To view and manage the numbers you've blocked, click on your profile picture and go to **Settings > Calls**.

Select **Manage blocked numbers** under **Block calls** to see any numbers you've blocked and remove them from the list.

To block anonymous calls, select **Block calls with no caller ID**.


**Block a Caller from the Calls (icon) Contacts page:**





**Manage (Edit) blocked contacts from User Level Settings:**

## Settings





 General

 Privacy

 Notifications

 Devices

 Permissions

 Calls

### Do not disturb

You can still receive notifications from people who have priority access when your status is set to Do not disturb.

Manage priority access

### Blocked contacts

Blocked contacts will be unable to call you or see your presence.

☒ Block calls with no caller ID

Edit blocked contacts

